




ADA Compliant Interlocking Ramps




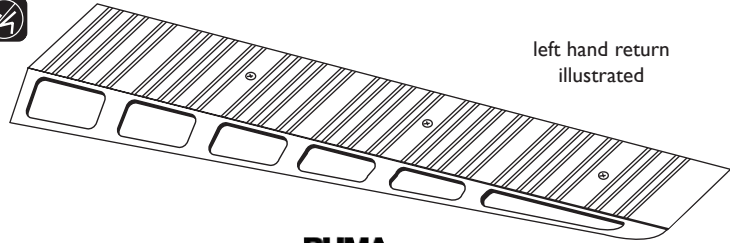
All products pages
T16 and T17

Illustrations shown at 50%

Return Closed Ends for Ramps

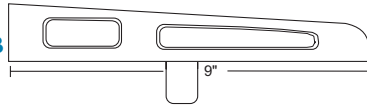
Return closed ends provide an attractive finished appearance to ramps. They are available in several lengths and can be trimmed to accommodate any size ramp assembly.

RCE's are also available with slip-resistant "SIA" finish. 



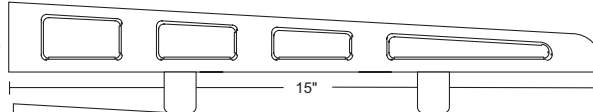
left hand return illustrated

RCE-9
RCE-9DKB

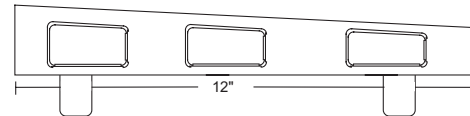
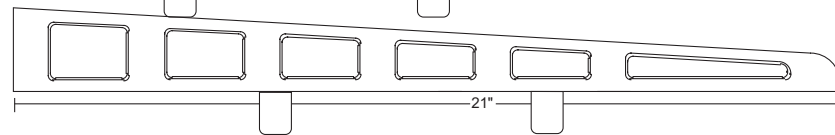


BHMA
CERTIFIED

RCE-15
RCE-15DKB



RCE-21
RCE-21DKB



RCE-30 (includes RCE-21 + 12" extension)
RCE-30DKB (includes RCE-21 + 12" extension)

MATERIALS & FINISHES

- Aluminum mill finish
- DKB - Aluminum dark bronze finish

Slip Resistant SIA Finish 

All thresholds are available with our slip resistant, non-skid finish for better traction. Suffix "SIA".